

DEWATERING AUTOPRIME SURFACE PUMPS & SOLUTIONS

Complete Range



Small Wheel
without Canopy



Skid Mounted



Two Wheel
with Canopy



Small Trolley
with Motor

CERTIFICATIONS:

ISO 9001 : 2015
Quality Management System



ENGINEERED FOR EXCELLENCE



PUMPS FOR ALL NEEDS

High-Performance Dewatering Pumps

- ✓ Durable diesel and electric-driven engines and motors
- ✓ From Construction to Mining, easy maintenance for tough environments
- ✓ Ensures smooth operations with minimal downtime

Vacuum Priming Technology

- ✓ Automatic priming without manual effort
- ✓ Handles fluctuating water levels and debris
- ✓ Protects against dry running, extending pump life

Auto-Prime Pumps with Custom Canopies

- ✓ Noise-reducing canopies for urban areas
- ✓ Protection against rain, dust and extreme temperatures
- ✓ Reliable performance in demanding environments

COSMO SMART APP

Real-Time Monitoring for Effortless Pump Management



EFFORTLESS PUMP MANAGEMENT AT YOUR FINGERTIPS

- ✓ Real-Time Location Tracking
- ✓ Fuel Consumption Monitoring
- ✓ Alerts for Refueling/Fuel Theft
- ✓ Service Alerts for Preventive Maintenance
- ✓ Pump Running Data (real-time and history)



Canopy

We can provide the Surface Pump with a Canopy which enables soundproof execution

Customization Options



Base Frame Mounted

If the pump needs to be installed on a location permanently, mount the pump on a Stationary Frame



Small Trolley Mounted

A small trolley allows the pump to be moved for short distance like 100 meters - 1 Kilometer

Customer Branding

Canopy/Pump painted according to customer's brand guidelines



Heavy Trolley Mounted

This allows the pumps to be transported through long-distance rough roads in any area

Oil & Gas

- Ballasting
- Pipeline hydrostatic test
- Drilling
- Pipeline flushing



Industry

- Effluent handling & transporting
- Waste drainage & disposals
- Temporary firefighting
- Protection



Mining & Quarry

- Sewage bypass
- Dewatering
- Emergency water treatment



Civil Work

- Sump water removal
- Dewatering



Municipalities

- Sewage Bypass
- Dewatering
- Emergency Water treatment



Flood Control

- Emergency



Rental

- General construction
- Flood controls
- Industry
- Mine & quarry dewatering



Application

- Site Drainage
- Jetting

KEY FEATURES

- Stationary & Portable Applications
- Fully Automatic Priming System
- Belt driven Vacuum Pump
- Fully guarded coupling, pulley and belt
- Double mechanical seal
- Heavy-duty flexible tyre coupling
- Nitrile non-return valve
- Modular assembly of components
- Sound-proof canopy
- Integrated fuel-tank
- 24 hours runtime in full-tank
- Kirloskar made Radiator cooled drives

Material of construction

| | |
|-------------------------------|--------------|
| Impeller & Wear plate | SS316 (CF8M) |
| Pump Shaft | SS410 |
| Volute Casing | CI |
| Stuffing Box | CI |
| Priming tank & Discharge head | AI/MS/SS |
| Vacuum Pump | CI |
| N.R.V. | CI/SS |



Upto 3.5 inch
Solid Handling
SP Range



Max Head
Upto 150 mtr.



Max Flow
Upto 3500
m³/hr



Sound Proof
Enclosure
(optional)

RANGE OF ACCESSORIES



Delivery
Pipe



Flat
Hose



Suction Strainer






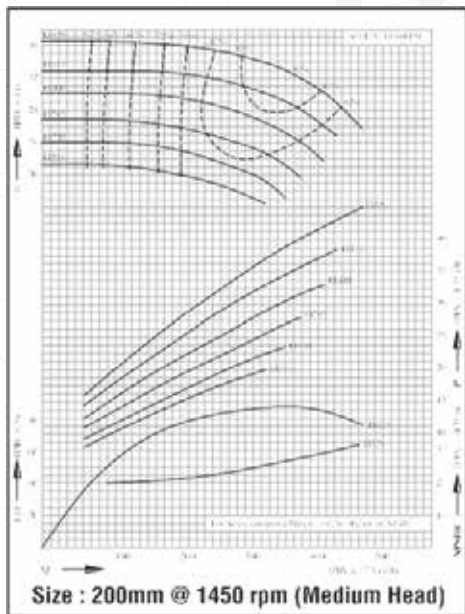
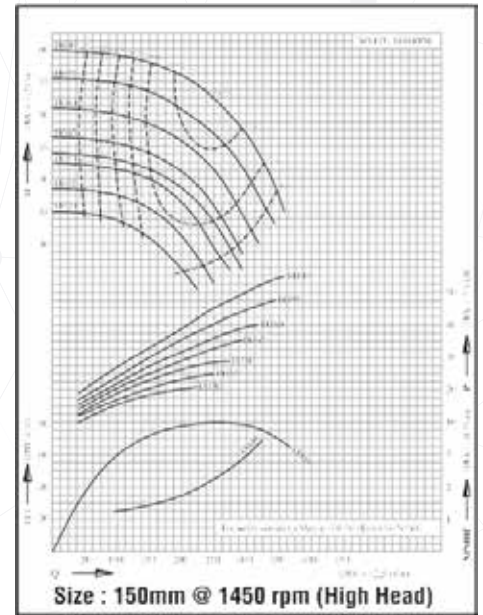
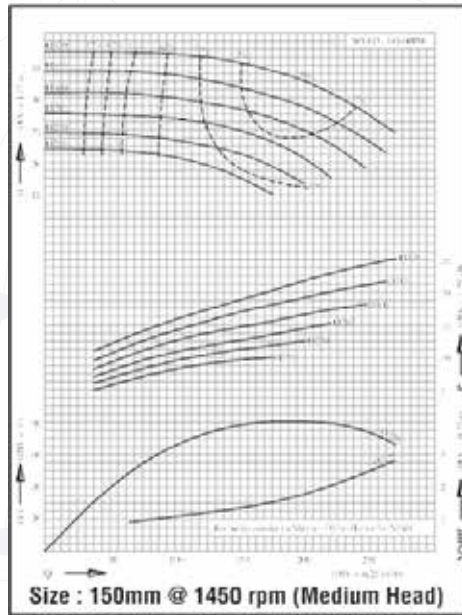



Suction
Pipe



Camlock
Couplings

READY REFERENCE STANDARD CURVES



COMPETITIVE EDGE

PLUG & PLAY

Galvanized steel quick release coupling which makes easy & leak proof connection

MODULAR SEALING SOLUTION

Twin SS seal in tandem (TC vs TC) for best sealing against water leakage in abrasive & muddy environments, thus ensuring long life between service intervals

EASE OF OPERATION

Tyre coupling makes it truly a site pump, performance unaffected on any surface

BALL BEARING

All ball Bearings are filled with high temperature grease containing special anti corrosive additives which ensure long life between service intervals

SAFE TO USE

Outdoor Duty IP62 panel with industrial Contactor & Circuit Breakers Properly dressed Copper thimbles terminated wiring makes it user-friendly

IMPROVED ABRASIVE RESISTANCE

Nitride hardened impellers, Stuffing Box & Wear Ring all in CF8M for more life in abrasive & muddy application

IMPROVED OXIDATION RESISTANCE

Priming Tank and Discharge Heads are coated with rubber paint from the inside to protect against direct contact with water

HIGH CORROSION RESISTANCE

FRP Coated Casing in Cast Iron & Shaft in SS 304 for life longevity

MOTOR/ ENGINE COUPLED

Option to couple either with Motor or Engine (Radiator Air cooled) as per the need

TRULY PORTABLE

heavy duty 4 wheeled trolley easy to tow to multiple site locations



“ WE ARE ON A MISSION TO BE
THE FIRST CHOICE FOR DEWATERING
BY MANUFACTURING STATE-OF-THE-ART PUMPS,
EQUIPMENT RENTALS & TURNKEY SOLUTIONS. ”

SALES AND SERVICES NETWORK

DELHI NCR (HQ & FACTORY) | I-23 DLF Industrial Area-I, Faridabad, (HR)
0129-4891008 cosmos@cosmospumps.com

SILIGURI | BHUBANESWAR | RANCHI | KOLKATA | KOTA | SURAT | INDORE | MUMBAI | PUNE | NCR
JAMMU | RISHIKESH | PATHANKOT | LUCKNOW | PATNA | HYDERABAD | BENGALURU | CHENNAI | KOCHI

GLOBAL PRESENCE

USA | 16192, Coastal Highway, Lewes, Delaware - 19958 Country of Sussex +1 910 420 4245

AUSTRALIA | ALGERIA | ANGOLA | BHUTAN | BANGLADESH | DRC | EGYPT | EUROPE | KENYA | LIBYA | MIDDLE EAST
NIGERIA | NEPAL | SOUTH AMERICA | SOUTH AFRICA | TANZANIA | ZIMBABWE | ZAMBIA